



**Stanly County
Health and Human Services Board
Regular Meeting
Thursday, March 5, 2026 – 6:00 PM**

I. Call to Order/ Invocation / Pledge of Allegiance

II. Swearing In Ceremony - Oath of Office

Seena Koohestani, Consumer of Human Services Member
Dr. James Link, Veterinarian Member

III. Adoption of Agenda

IV. Scheduled Agenda Items

A. 2025 State of The County Health Report

Presenter: Wendy Growcock

V. Consolidated Human Services Updates

A. D.S.S. Updates

1. DSS Board Report - January 2026

B. Health Department Updates

1. Budget Performance Report
2. Activity Report

VI. Adoption of Consent Agenda

A. Minutes

1. Meeting minutes from 2-05-26 regular meeting.

VII. Public Comment

VIII. Adjourn



Department: Health

MEMORANDUM

To: Health and Human Services Board
From: Wendy Growcock
Date: March 5, 2026
RE: 2025 State of The County Health Report

Summary:
2025 State of the County Health report (SOTCH)

Recommended Action:
Informational Purposes.

Financial Impact:
none

Attachments:
1. 2025_SOTCH Report



2025 State of the County Health Report

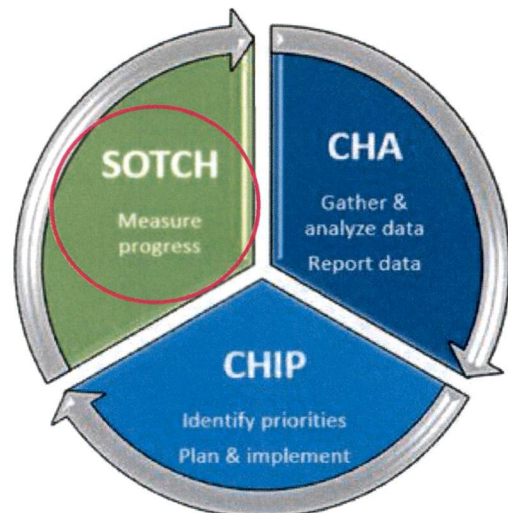
March 5, 2026

Wendy Growcock, MPH



Community Health Assessment Cycle

- March 2025 - Community Health Assessment (CHA)
- September 2025 - Community Health Improvement Plan (CHIP)
- **March 2026**, 2027 & 2028 - State of the County Health Report (SOTCH)
- March 2029 - CHA



*Dates reflect when reports are due.

Identified Health Priorities (2024 CHA)



CHIPs are derived from the priorities identified in the CHA.

Morbidity and Mortality Changes Since Last CHA

Chlamydia Rate Declining

- 2024 rate: **310.5 per 100,000**
- 20% decrease from 2023 (397.5)
- 38% decrease from 2021 peak (500.8)

Consistent downward trend since 2021.

Gonorrhea Rate Declining

- 2024 rate: **59.4 per 100,000**
- 39.9% from 2023 (98.9)
- 70.5% from 2020 peak (201.6)

Strong downward trend since 2020.

Morbidity and Mortality Changes Since Last CHA

Infant Mortality

Infant deaths in Stanly County have **decreased by 30%**. The 5-year average of infant deaths is now below 20 cases.

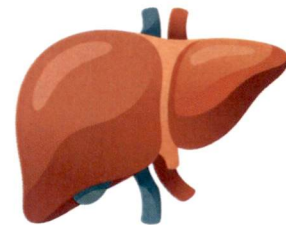
Unintentional Motor Vehicle Injuries

Deaths from unintentional motor vehicle injuries **rose by 13.0%**. The average death rate increased from 18.5 per 100,000 population (2018-2022) to 20.9 per 100,000 population (2019-2023).

Morbidity and Mortality Changes Since Last CHA

Chronic Liver Disease Mortality

- 5-year rate: **20.0 per 100,000** (2019-2023)
-  19% from 2018-2022 (16.8)
-  86.9% since 2015-2019 (10.7)



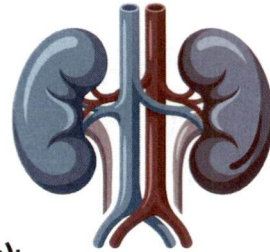
Comparison:

- NC increased **25.5%** during same period (vs. 86.9% in Stanly)

Morbidity and Mortality Changes Since Last CHA

Kidney Disease Mortality

- 5-year rate: **22.5 per 100,000** (2019–2023)
-  19% from 2018–2022 (20.2)



Historic Disparity (Black/African-American vs. White):

- 3.4–3.5 times higher mortality (2016–2022)

Recent disparity ratio not calculated due to low case numbers.

Emerging Issues Since Last CHA

Hepatitis B (Acute)

- Case rate rose to **4.3 per 100,000**, higher than the **NC rate of 1.6**.
- **No cases reported from 2020–2023**; last case before this increase was in **2019**.
- Total cases remain **fewer than 10**, but the upward trend requires continued monitoring.

Emerging Issues Since Last CHA

HIV – Stanly County (3-Year Average Rate)

- Rate increased **32.7%**, rising from **5.5 to 7.3 per 100,000**.
- **Second consecutive year** of growth.
- Total cases remain **fewer than 10**, but the upward trend may indicate increasing HIV prevalence.

Emerging Issues Since Last CHA

Teen Pregnancy Rate – Stanly County (5-Year Average)

- Overall rate: **22.8 per 1,000**, similar to **NC's 22.2**.
- Declines across all groups over five years: **Hispanic ↓34.3%**, **White ↓21%**, **Black/African American ↓12.8%**.
- Significant racial disparity: **Black/African American rate 40.2**, which is **120% higher** than White teens (18.5).
- Black/African American rate is **26.4% higher** than the NC rate for the same group (31.8).

Emerging Issues Since Last CHA

Measles – Stanly County, 2025

- NC reported its first measles case in **June 2025**; Stanly County has had **no confirmed cases**.
- Some residents were **exposed outside the county**, prompting increased monitoring.
- Health Department teams have conducted **training and coordination** with NC DHHS.
- Rising cases in nearby counties led to **expanded MMR and childhood vaccine promotion**, especially on social media.

New Initiatives

Kidney Disease Disparity Initiative


- The Minority Health Council is addressing higher kidney disease deaths among Black/African-American residents.
- Implemented the **Kidney Health Coach** program, using free training from the Kidney Health Fund.
- Trained community members now serve as **kidney health ambassadors**.
- Presentations are being planned to **increase awareness and education** across the county.

New Initiatives

Stanly County Suicide Prevention Council

- Established **January 2025** following the **Community Conversation About Suicide** event in November 2024.
- Mission: build a **supportive, informed community** through outreach, collaboration, and education on suicide and mental health.
- Coordinated by the Health Department with partners including **Partners Health Management, NAMI Cabarrus-Rowan-Stanly, Monarch, Stanly Community College, and Daymark.**

Explore Stanly County's Scorecard



2024-2027 Scorecard

Online at:

<https://embed.clearimpact.com/Scorecard/Embed/91477>

The logo features a stylized 'S' shape composed of two curved lines. The upper curve is green and the lower curve is blue. The text 'STANLY COUNTY' is positioned to the left of the 'S', and 'NORTH CAROLINA' is written in smaller letters below it. Below the entire logo, the words 'HEALTH DEPARTMENT' are written in a large, bold, dark blue font.

STANLY COUNTY
NORTH CAROLINA
HEALTH DEPARTMENT



Department:

MEMORANDUM

To: Health and Human Services Board

From:

Date: March 5, 2026

RE: D.S.S. Updates

Summary:

Recommended Action:

Financial Impact:

Attachments:

None



Department: Social Services

MEMORANDUM

To: Health and Human Services Board

From:

Date: March 5, 2026

RE: DSS Board Report - January 2026

Summary:

Recommended Action:

Financial Impact:

Attachments:

1. DSS Board Report - January 2026

STANLY COUNTY DSS REPORT OF SERVICES - JANUARY 2026

SOCIAL WORK SERVICES	1/2026	1/2025	ECONOMIC SERVICES	1/2026	1/2025
ADULT SERVICES			FOOD AND NUTRITION SERVICES (FNS)		
2 Guardianship Services	16	19	#Households	3,559	4,374
Representative Payee	6	8	#Individuals	7,227	8,972
Adult Care Homes Monitored	1	1	Total Monthly Allotment	\$ 1,196,876	\$ 1,486,927
In-Home Aide Program	12	12	FNS Applications Taken	358	387
SA In-Home	8	7	MEDICAID:		
3 CAP/DA Open Cases	73	64	Adult & Families Medicaid Applications Taken	973	547
CAP/DA Waiting List	0	0	Adult Medicaid Inquiries	0	0
ADULT PROTECTIVE SERVICES (APS)			Family & Childrens Inquiries	0	0
New Reports Received	19	21	NC Health Choice Cases	0	0
Reports Accepted	9	15	Total Medicaid Recipients	19,380	18,141
Reports Screened out	5	5	Work First/FNS/Medicaid Hearings	1	2
APS Assist	0	0	Work First Family Assistance Cases	32	37
APS Outreach	5	1	Work First Child Only	31	37
CHILDREN'S SERVICES			Work First Employment	1	0
CPS Reports - Total Received	63	69	SUBSIDIZED CHILD CARE		
Child Protective Svcs Screen-Ins	27	43	Monthly Cost	\$ 286,794	\$ 299,434
Child Protective Svcs Screen-Outs	41	32	Children Served	493	551
Receiving In-Home (Families)	36	27	Children on Waiting List	179	142
Child Protective Svcs Assists (CPS & IHS)	20	15	CHILD SUPPORT ENFORCEMENT		
1 Children in Foster Care	73	72	Cases	1,880	1,914
Children Available for Adoption	16	4	Monthly Collections	\$ 291,715.10	\$ 294,079.05
Foster Care Homes Licensed and Relicensed	0	0	MEDICAID TRANSPORTATION		
Non-Agency Home Studies	1	3	Trips Provided	488	675
MAPP Class Participants	0	0	Monthly Purchased	\$ 8,610.41	\$ 9,458.86
Number of Foster Homes	22	24	PROGRAM INTEGRITY		
Foster Children in Non-Paid Placements	5	7	Collections	\$ 771.41	\$ 6,381.10
Foster Children in Paid Kinship Placements	5	17	Incentives Paid to County	\$ 168.37	\$ 1,074.92
Foster Care 18-21 Cases	2	1			
ICPC Cases	1	6			
Foster Care Assists	9	9			
MAPP Classes Conducted	0	0			
Crisis Intervention Program			LIEAP		
Total Applications Taken	237	29	Total Applications Taken	372	160
Total Applications Approved	201	3	Total Applications Approved	324	102
Total Applications Denied	36	26	Total Applications Denied	48	58

SOCIAL SERVICES	1/2026	2025/2026 Budget	% of Total Budget	1/2025	2024/2025 Budget	% of Total Budget
Revenues	\$474,064.05	\$6,149,309	41% A	\$397,804.84	\$6,014,045	43%
Expenditures	\$1,214,077.69	\$11,532,876	57% B	\$1,119,900.15	\$10,665,620	54%
PERSONNEL	1/2026					
Vacancies	13					
New Hires	0					
Interagency Transfers	0					
Turnover Rate	1.85%					
Resignations	2					

ACCOMPLISHMENTS

Program Integrity position, Adult Medicaid PLA Leadworker position and a IMC II Family & Children's position are all in the final stages of the hiring process. Once received Adult Medicaid and Family & Children's Medicaid will be fully staffed.

PRESSING ISSUES

APS Social Worker has resigned and her last day in APS will be Feb 26.
 Working to fill CPS vacancies, having difficulties filing positions due to background issues.
 Working to fill the two vacant IMC II Food and Nutrition positions
 Training for the new Adult Medicaid PLA workers. Of the five PLA workers only one is fully trained.
 Training for the LTC Medicaid workers.
 FNS application and recertification timeliness



Department:

MEMORANDUM

To: Health and Human Services Board

From:

Date: March 5, 2026

RE: Health Department Updates

Summary:

Recommended Action:

Financial Impact:

Attachments:

None



Department: Health

MEMORANDUM

To: Health and Human Services Board
From: Dolly Clayton, Human Services Director
Date: March 5, 2026
RE: Budget Performance Report

Summary:

Recommended Action:

No action required, informational purposes.

Financial Impact:

Attachments:

1. 3-05-26_Budget Performance Report_Jan. 2026



Budget Performance Report

Fiscal Year to Date 01/31/26

Exclude Rollup Account

Account	Account Description	Adopted Budget	Budget Amendments	Amended Budget	Current Month Transactions	YTD Encumbrances	YTD Transactions	Budget - YTD Transactions	% Used/ Rec'd	Prior Year Total
Fund 110 - General Fund										
REVENUE										
Department 3500 - Health Department Revenue										
330.10	Health & Humans Services	822,677.00	30,671.00	853,348.00	65,630.07	.00	571,913.36	281,434.64	67	790,591.37
330.18	Health & Humans Services	.00	.00	.00	.00	.00	.00	.00	+++	23,400.16
330.30	Title XIX Medicaid	450,000.00	.00	450,000.00	42,405.68	.00	334,970.64	115,029.36	74	547,944.84
330.31	Medicaid Settlement	16,733.00	.00	16,733.00	.00	.00	3,722.70	13,010.30	22	19,729.50
330.38	Medicaid Settlement - Dental	977,856.00	.00	977,856.00	.00	.00	89,418.30	888,437.70	9	1,060,352.50
330.50	Title XIX Medicaid-Dental Health	829,528.00	.00	829,528.00	48,538.02	.00	385,136.70	444,391.30	46	675,771.91
331.34	Partners Health Management	.00	.00	.00	.00	.00	.00	.00	+++	9,375.00
331.35	BCBS Dental Grant	69,000.00	.00	69,000.00	.00	.00	.00	69,000.00	0	38,000.00
331.60	CCNC Bringing Value Home	.00	10,089.00	10,089.00	.00	.00	10,088.36	.64	100	.00
411.11	Environmental Health Fees	125,000.00	.00	125,000.00	8,520.00	.00	63,927.00	61,073.00	51	122,806.75
413.10	Patient Fees	185,000.00	.00	185,000.00	10,623.05	.00	115,094.22	69,905.78	62	193,264.19
413.12	Patient Fees-Employee Wellness	6,000.00	.00	6,000.00	420.00	.00	3,920.00	2,080.00	65	6,160.00
413.16	Patient Fees-Dental	163,000.00	.00	163,000.00	11,448.43	.00	83,717.12	79,282.88	51	142,491.98
840.25	Donations: World Breastfeeding Week-WIC	.00	.00	.00	.00	.00	589.00	(589.00)	+++	.00
890.15	Misc Inc. Env. Health	.00	.00	.00	.00	.00	730.00	(730.00)	+++	730.00
890.16	Misc Income Health	20,500.00	.00	20,500.00	45.00	.00	120.00	20,380.00	1	43,083.50
890.36	Dental Misc Income	.00	.00	.00	460.05	.00	460.05	(460.05)	+++	.00
890.67	Farmer's Market	.00	.00	.00	.00	.00	1,372.09	(1,372.09)	+++	1,350.01
990.5110	Fund Balance App Medicaid	23,930.00	.00	23,930.00	.00	.00	.00	23,930.00	0	.00
990.5158	Fund Balance App Dental	54,000.00	.00	54,000.00	.00	.00	.00	54,000.00	0	.00
Department 3500 - Health Department Revenue Totals		\$3,743,224.00	\$40,760.00	\$3,783,984.00	\$188,090.30	\$0.00	\$1,665,179.54	\$2,118,804.46	44%	\$3,675,051.71
REVENUE TOTALS		\$3,743,224.00	\$40,760.00	\$3,783,984.00	\$188,090.30	\$0.00	\$1,665,179.54	\$2,118,804.46	44%	\$3,675,051.71
Fund 110 - General Fund Totals										
REVENUE TOTALS		3,743,224.00	40,760.00	3,783,984.00	188,090.30	.00	1,665,179.54	2,118,804.46	44%	3,675,051.71
EXPENSE TOTALS		.00	.00	.00	.00	.00	.00	.00	+++	.00
Fund 110 - General Fund Totals		\$3,743,224.00	\$40,760.00	\$3,783,984.00	\$188,090.30	\$0.00	\$1,665,179.54	\$2,118,804.46		\$3,675,051.71
Grand Totals										
REVENUE TOTALS		3,743,224.00	40,760.00	3,783,984.00	188,090.30	.00	1,665,179.54	2,118,804.46	44%	3,675,051.71
EXPENSE TOTALS		.00	.00	.00	.00	.00	.00	.00	+++	.00
Grand Totals		\$3,743,224.00	\$40,760.00	\$3,783,984.00	\$188,090.30	\$0.00	\$1,665,179.54	\$2,118,804.46		\$3,675,051.71



Budget by Organization Report

Through 01/31/26
Prior Fiscal Year Activity Included
Summary Listing

Organization	Adopted Budget	Budget Amendments	Amended Budget	Current Month Transactions	YTD Encumbrances	YTD Transactions	Budget - YTD Transactions	% YTD Transactions	Prior Year YTD
Fund 110 - General Fund									
EXPENSE									
Department 5110 - General Health	3,540,207.00	40,760.00	3,580,967.00	342,199.06	67,614.76	1,923,896.85	1,589,455.39	54%	1,980,617.71
Department 5158 - Dental Clinic	2,093,384.00	.00	2,093,384.00	202,593.37	33,253.85	1,174,381.90	885,748.25	56%	1,048,490.68
Department 5180 - Environment Health	716,663.00	.00	716,663.00	75,676.41	1,850.00	431,976.52	282,836.48	60%	434,773.98
EXPENSE TOTALS	\$6,350,254.00	\$40,760.00	\$6,391,014.00	\$620,468.84	\$102,718.61	\$3,530,255.27	\$2,758,040.12	55%	\$3,463,882.37
Fund 110 - General Fund Totals									
EXPENSE TOTALS	6,350,254.00	40,760.00	6,391,014.00	620,468.84	102,718.61	3,530,255.27	2,758,040.12		3,463,882.37
Fund 110 - General Fund Totals	(\$6,350,254.00)	(\$40,760.00)	(\$6,391,014.00)	(\$620,468.84)	(\$102,718.61)	(\$3,530,255.27)	(\$2,758,040.12)		(\$3,463,882.37)
Grand Totals									
EXPENSE TOTALS	6,350,254.00	40,760.00	6,391,014.00	620,468.84	102,718.61	3,530,255.27	2,758,040.12		3,463,882.37
Grand Totals	(\$6,350,254.00)	(\$40,760.00)	(\$6,391,014.00)	(\$620,468.84)	(\$102,718.61)	(\$3,530,255.27)	(\$2,758,040.12)		(\$3,463,882.37)



Department: Health

MEMORANDUM

To: Health and Human Services Board
From: Dolly Clayton, Human Services Director
Date: March 5, 2026
RE: Activity Report

Summary:

Recommended Action:

No action required, informational purposes.

Financial Impact:

none

Attachments:

1. 3-05-26_Activity Report_Jan. 2026

ACTIVITIES SUMMARY STANLY COUNTY HEALTH DEPARTMENT

July 2025 through June 2026	July	Aug	Sept	Oct	Nov	Dec	Jan	Feb	Mar	April	May	June	FY Total
Front Desk Check-Ins	841	804	945	980	657	839	932						5998
Telephone Calls (Incoming, Outgoing, Internal)	3090	2816	2965	2471	1857	2196	2117						17512
Clinical Services													
Family Planning	32	30	42	28	13	37	32						214
Child Health	21	40	23	36	22	28	18						188
Maternal Health	14	9	10	10	10	10	9						72
General Clinic Services (immunizations, etc.)	36	74	111	58	48	31	27						385
TB Nursing Contacts	56	60	78	53	24	33	74						378
STD Screenings	24	19	10	26	18	19	20						136
Adult Health Services	155	128	141	177	148	170	179						1098
Child Lead follow-up	6	12	6	10	16	6	7						63
Clinical Services Totals	344	372	421	398	299	334	366	0	0	0	0	0	2534
Patients Seen													
# Clients seen by Nurse Practitioner	198	196	211	233	168	226	195						1427
# Clients Seen by Public Health Nurse	179	164	278	208	119	128	187						1263
Average Total Clients seen per day	17.1	17.1	23.3	19.2	17	17.7	20						18.771428
No show	89	90	105	152	167	207	98						908
Outreach Services													
Care Management-High Risk Pregnancy (CMHRP) (clients served)	43	42	55	55	66	48	48						357
Care Management-At Risk Children(CMARC) (clients served)	86	82	87	86	68	70	66						545
Postpartum/Newborn Homevisits - distinct patients	0	0	0	0	0	0	0						0
Outreach Services Totals	129	124	142	141	134	118	114	0	0	0	0	0	902
Reportable Disease Cases													
LTBI	0	2	5	2	0	1	1						11
TB	0	2	0	0	0	0	0						2
HIV	0	1	0	1	0	0	0						2
AIDS	0	0	0	0	0	0	0						0
Gonorrhea	2	2	2	6	5	4	4						25
Chlamydia	9	14	27	20	33	19	18						140
Syphilis	0	0	0	0	0	0	1						1
Vaccine Preventable Diseases	8	0	0	1	3	2	2						16
Vaccine Preventable Diseases Outbreaks	0	0	0	0	2	0	2						2
Foodborne Diseases	5	4	9	2	0	1	2						23
Bloodborne Pathogens Diseases	2	0	4	2	0	0	0						8
Vector borne Disease	2	3	1	0	0	0	0						6
Other Reportable Diseases	1	2	5	3	2	1	1						15
Bite Investigation/Rabies follow-up	20	14	17	17	14	18	15						115
Reportable Disease Cases Totals	49	44	70	54	59	46	46	0	0	0	0	0	366

ACTIVITIES SUMMARY STANLY COUNTY HEALTH DEPARTMENT

July 2025 through June 2026	July	Aug	Sept	Oct	Nov	Dec	Jan	Feb	Mar	April	May	June	FY Total
Dental													
Average Dental Clinic patients/day	29.63	33.69	45.76	41.67	40.79	36	41.64						38.454285
Dental Clinic Patients seen in OR	10	10	10	12	11	9	10						72
Dental Clinic Patients seen in Office	563	539	778	750	571	612	583						4396
Dental Unit Services Totals													4468
Lab Services													
In-House Tests	266	114	160	148	118	191	176						1173
Labs Collected Here, Sent to Outside Lab	690	899	993	1,177	768	783	925						6,235
Laboratory Totals	956	1013	1153	1325	886	974	1101						7408
WIC													
Patient Caseload	1672	1755	1755	1755	1755	1755	1755						12202
Participants Served (unduplicated)	708	631	640	679	491	681	665						4495
Statistical Breakdown													
No. of Clinics	22	21	21	23	17	20	19						143
Appts. Made	370	337	336	338	258	340	296						2275
Client Services													
Appts. Kept	293	267	274	313	216	280	240						1883
Walk-ins Served	265	254	221	221	170	238	197						1566
WIC Services Totals	558	521	495	534	386	518	437	0	0	0	0	0	3449
Vital Statistics													
Births - In County	20	10	22	21	22	25	24						144
Births - Out of County Residents	16	8	11	7	6	10	9						67
Deaths - In County	36	32	42	41	34	61	55						301
Deaths - Out of County Residents	4	1	1	1	4	5	4						20
Vital Statistics Totals	76	51	76	70	66	101	92	0	0	0	0	0	532
Health Education/Health Promotion													
Relationship building - group	50	46	59	39	35	31	59						319
Relationship building - individual	106	138	118	127	76	59	101						725
Health communications (presentations, press releases, social media, website, Commons media outlets)	27	40	41	51	33	44	19						255
Health Promotion Activity Totals	183	224	218	217	144	134	179	0	0	0	0	0	1299
Environmental Health													
On-Site Wastewater													

ACTIVITIES SUMMARY STANLY COUNTY HEALTH DEPARTMENT

July 2025 through June 2026	July	Aug	Sept	Oct	Nov	Dec	Jan	Feb	Mar	April	May	June	FY Total
Quality Assurance Activities	5	1	0	2	7	16	32						63
Total Applications Received	42	50	51	43	29	31	48						294
Soil/Site Evaluations Performed	35	14	29	37	19	18	31						183
Total On-site Wastewater visits made	179	136	143	146	96	93	131						924
Food & Lodging & Institutions													
Food and Lodging Inspections Completed	75	70	13	34	17	73	51						333
Total Inspections Site Visits	91	77	26	14	11	23	7						249
New Permits (food service)	2	1	4	4	1	1	2						15
Wells													
Applications Received	18	16	15	30	18	11	21						129
Well Permits Issued	17	11	10	18	8	6	10						80
Well Site Visits	21	24	8	14	3	19	33						122
Well Grout Inspections	1	1	0	1	2	3	1						9
Samples Collected	8	3	4	7	12	15	7						56
Other													
Child Daycare/Schools Inspections	1	4	3	1	9	13	8						39
Child Lead Exposure- Investigations/Visits	2	0	0	3	0	1							6
Meth Lab Inspections													
Investigations/visits	0	0	4	0	0	0	0	0	0	0	0	4	8
Swimming Pool Inspection													
Applications Received	0	0	0	0	0	2	1						3
Swimming Pool Inspections/Visits	6	0	0	0	0	2	2						10
Tattoo Artist Inspections													
Applications Received	0	2	0	1	1	0	1						5
Tattoo Artist Inspection	0	2	0	1	1	0	1						5
Complaints													
Sewage	0	1	1	0	0	0	0						2
Food	3	1	2	3	2	0	2						13
Wells	0	0	0	0	0	0	0						0
Other	0	0	0	0	0	0	0						0
Environmental Health Totals	506	414	313	359	236	329	389	0	0	0	0	0	2546
%Evaluations Completed w/in 10 days of request	63	57	48	55	63	55	66						58.14
%Existing Insp. Conducted w/in 10 days of request	75	83	67	25	100	100	100						78.57
%Well Application Evaluations Conducted w/in 10 Days of Request	88	63	71	86	70	75	64						73.86



Department: Health

MEMORANDUM

To: Health and Human Services Board
From: Dolly Clayton, Human Services Director
Date: March 5, 2026
RE: Meeting minutes from 2-05-26 regular meeting.

Summary:

Minutes from regular meeting from 2-05-2026

Recommended Action:

Financial Impact:

none

Attachments:

1. 2026-2-05 Meeting mins.



**Stanly County
Health and Human Services Board
Regular Meeting Minutes
Thursday, February 5, 2026 – 6:00 PM**

I. Call to Order/ Invocation / Pledge of Allegiance

Present:

County Commissioner Patty Crump
Board Member Amy Furr
Board Member Jeremy Almond
Board Member Kenny Kendall
Board Member Neal Speight
Board Member Victoria Ramos
Board Member Wendell Drye
Board Member Seena Koohestani
County Commissioner Trent Hatley
Board Member Sharon Efird
Board Member Jennifer Lehn

The Stanly County Consolidated Human Services Board met in regular session on Thursday, February 5, 2026 in the Health and Human Services Auditorium, Stanly Commons. Chair Koohestani called the meeting to order, giving the invocation and leading the Pledge of Allegiance.

II. Swearing In Ceremony - Oath of Office

Dr. Neal Speight, Physician Member; Jennifer Lehn, General Public Member;
Sharon Efird, Pharmacist Member; Dr. James Link, Veterinarian Member.

Teri Bowers, Notary Public, administered the Oath of Office to current General Public position Board member Dr. Neal Speight, who transferred to the Physician member seat to serve a four-year term. Also, the Oath of Office was administered to first term member Sharon Efird who will serve a four-year term as Pharmacist member, and

Jennifer Lehn, who will serve a partial term, serving the remaining term of the General Public member seat, vacated by Dr. Speight.

III. Adoption of Agenda

Board Member Kendall moved to Approve, seconded by Board Member Ramos and Passed by a 11 - 0 vote.

Result:	Passed
Mover:	Board Member Kendall
Seconded:	Board Member Ramos
Ayes:	Patty Crump, Amy Furr, Jeremy Almond, Kenny Kendall, Neal Speight, Victoria Ramos, Wendell Drye, Seena Koohestani, Trent Hatley, Sharon Efird, Jennifer Lehn

IV. Scheduled Agenda Items

A. Measles Presentation

Presenter: Wendy Growcock, Trena Lambert-Simpson

Trena Lambert-Simpson, Clinic Nursing Director, and Wendy Growcock, Human Services Program Specialist, reviewed a slide presentation along with a brief overview of measles. Trena discussed how contagious measles are and can spread when someone infected talks, coughs or sneezes near others. She also discussed the infectious period being four days prior to onset of rash to four days after the onset of rash. The quarantine protocol was discussed as well and the common symptoms of high fever, cough, runny nose, red watery eyes and rash. She states measles has been mentioned in the news recently with a rise in cases in surrounding counties and states. At this time, no active cases have been identified in Stanly County. Wendy highlighted the QR codes on the last page of the slide presentation, explaining that these would take you directly to the NCDHHS Measles dashboard, so updated measles information for North Carolina can be followed. Trena and Wendy fielded questions by Board members and were thanked for the presentation.

V. Consolidated Human Services Updates

A. D.S.S. Updates

1. Board Report - December 2025

Mrs. Dolly Clayton reviewed the DSS Report of Services through December, 2025 included in the Board packet, stating revenue is at 34% with expenditures at 47%. She shared there were 70 children in foster while Medicaid recipients were up from the previous month with a slight decrease in FNS household recipients. She recognized

hard work from staff by sharing that Family and Children's Medicaid is fully staffed, FNS was able to meet some of their timeliness requirements for the month, and they have completed some interviews for the CPS position. Also, agency staff continue to provide supervision for foster care children in office, until they can find placement. They continue to recruit for vacant positions across the agency and shared that FNS continues to be impacted by staffing shortages as they try different strategies to address meeting timeliness requirements. Mrs. Clayton shared that she had conducted interviews for the deputy director this week, with hopes to do in person interviews soon. An update to the holiday food drive by staff, DSS collected 232 pounds of food while health collected 92 pounds of food, which was donated to Stanly County Christian Ministries.

B. Health Department Updates

1. Budget Performance Report

Mrs. Clayton reviewed the budget report for Health included in the packet, sharing they were at 39% for revenues and 49% expenditures through December 2025.

2. Activity Report

Mrs. Clayton reviewed the activity report for Health, noting a slight rise in appointment no-shows while ICE concerns were still being mentioned by patients. They continue to work to ensure accurate data reporting and reminded the Board that they deployed a Social Media Marketing strategy by highlighting all the services offered. Due to winter storm Fern, the agency helped with the operation of the disaster shelter held at the Senior Center. The shelter opened January 25-26. Health and DSS staff conducted the set-up and operation during this time, sharing that she, the nursing director and clinic supervisor were there for the duration. She also informed Board members of two care management programs, CMARC and CMHRP, who face the possibility of ending June 30, 2026, which would affect the jobs of three people at the Health Department. The Health Director's Association and Local Health Department Association are working diligently to see if they can extend or continue these services.

VI. Adoption of Consent Agenda

Board Member Kendall moved to Approve, seconded by County Commissioner Crump and Passed by a 11 - 0 vote.

Result:	Passed
Mover:	Board Member Kendall
Seconded:	County Commissioner Crump
Ayes:	Patty Crump, Amy Furr, Jeremy Almond, Kenny Kendall, Neal Speight, Victoria Ramos, Wendell Drye, Seena Koohestani, Trent Hatley, Sharon Efird, Jennifer Lehn

A. Minutes

1. Meeting minutes from 1/08/26

VII. Public Comment

No public comments.

VIII. Adjourn

Chair Koohestani declared the meeting adjourned.

Seena Koohestani, Chair

Teri Bowers, Administrative Assistant